


USER MANUAL

Support android phone has OTG and UVC function after install "CameraFi" app from google stores, such as Samsung Galaxy S4 S5 S6, Note 2, Note 3, Note 4, Note 5, HTC M9, M9+, M8, LG G4 etc.

OTG&Micro USB Inspection Borescope Camera



Specifications:

Lens Diameter: 5.5mm 7.0mm 8.0mm Optional
 Resolution: 640X480(5.5/7.0mm) 1280X960 1280X720 (8.0mm)
 Sensor Size: 1/9 inch
 Frame Rate: 30fps
 View Angle: 70 Degree
 Waterproof Level: IP67
 6 LED with adjustable brightness
 length: 1m 1.5m 2m 3.5m 5m Optional
 Power Supply: 5V DC Via OTG USB Port
 Computer Operating System: XP Win7 Win8 Vista
 Photo Format: JPEG
 Video Format: AVI
 Operating Temperature 0°C to 70°C


Package Includes:

1*Mini 2IN1 Endoscope
 1*USB adapter
 1*Small hook
 1*Magnet
 1*Side audition
 1*fixed set
 1*Manual



3

3in1 TYPE-C& Android& PC Endoscope



Specifications:

3in1 TYPE-C& Android& PC Endoscope
 Lens Diameter: 5.5/7.0/8.0mm
 Resolution: 640X480(5.5/7.0mm) 1280X960 1280X720 (8.0mm)
 Sensor Size: 1/9 inch
 Frame Rate: 30fps
 View Angle: 70 Degree
 Waterproof Level: IP67
 Exposure Light Automatic
 Operating Temperature 0 degree to 70 degree
 6 LED with adjustable brightness
 1/2/5/10m Long USB Cable;
 Power Supply: 5V DC via USB
 Support system: Android /XP /Win7 /Win8 /Vista
 Photo Format: JPEG
 Video Format: AVI

Package Includes:

1*3in1 Endoscope
 1*Small hook
 1*Magnet
 1*Side audition
 1*fixed set
 1*Manual



1

Newest 2 in 1 OTG&Micro USB Inspection Borescope Came



Specifications:

2 in 1 OTG&Micro USB Inspection Borescope Camera
 Lens Diameter: 5.5mm 7.0mm 8.0mm Optional
 Resolution: 640X480(5.5/7.0mm) 1280X720 (8.0mm)
 Sensor Size: 1/9 inch
 Frame Rate: 30fps
 View Angle: 70 Degree
 Waterproof Level: IP67
 6 LED With Light Control Button
 length: 1m 2m 5m 10m Optional
 Power Supply: 5V DC Via OTG USB Port
 Computer Operating System: XP Win7 Win8 Vista
 Photo Format: JPEG
 Video Format: AVI
 Operating Temperature 0°C to 70°C

Package Includes:

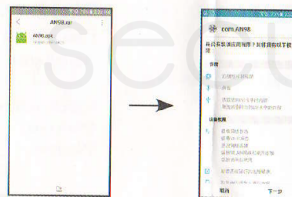
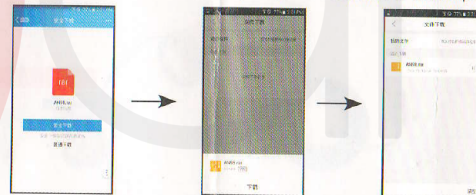
1*Mini 2IN1 Endoscope
 1*Small hook
 1*Magnet
 1*Side audition
 1*fixed set
 1*Manual




2

How to Connect Your Android Phones?

- 1) Scan the Phone APP qr code and download a CameraFi.
- 2) Directly download the APP by link:
<http://51scope.cn/files/AN98.rar>
We Promise NO VIRUS INCLUDED!!!
- 3) Software for Phone are available in Google Play: AN98"CameraFi" or "Endoscope App"




2) Plug in the Endoscope, the software automatically prompted,



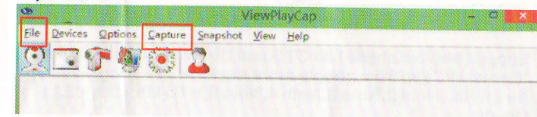
How to Connect Your Computer?

- 1) download pc.rar by link:
<http://www.51scope.cn/files/setup.rar>
We Promise NO VIRUS INCLUDED!!!
- 2) Open the pc.rar, choose the ViewPlayCap, and install the setup.exe on PC.
- 3) Connect the USB 2.0 adapter with this device, plug this adapter to your computer.
- 4) Open the ViewPlayCap, and then choose the USB 2.0 PC Camera in the Device



How to take video in the computer?

- 1: Set the "file" in the PC first.
- 2: click the "Capture" at the begin and the end, then the video will be saved in the file you have set.



5